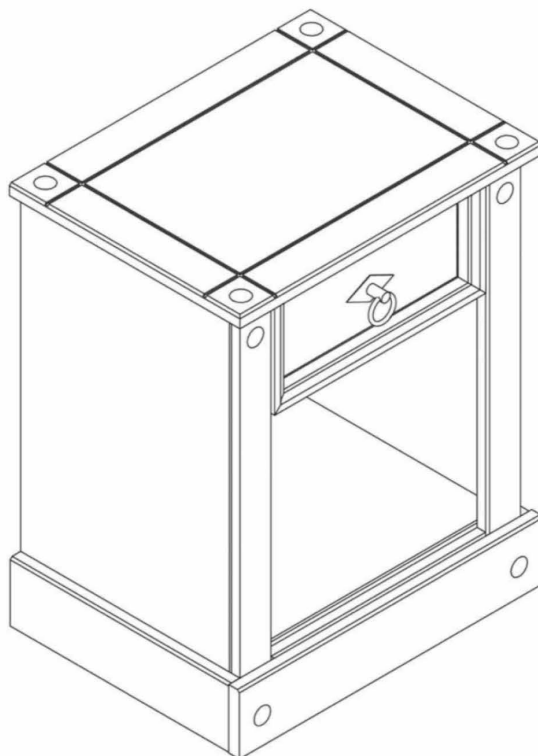


Since 1976

# ADEPTUS®

## ASSEMBLY INSTRUCTIONS

### End Table / Nightstand # 76617 Brown Waxed Finish



#### CUSTOMER SERVICE:

TOLL FREE 1.888.ADEPTUS (1.888.233.7887)  
MON.-FRI. 10 A.M. TO 4 P.M. E. S. T., CLOSED HOLIDAYS

#### IF YOU CALL, PLEASE HAVE ON HAND:

1. PRODUCT NAME AND STOCK NUMBER
2. WHERE THE UNIT WAS PURCHASED
3. P.O. CODE ON THE BOTTOM OF THIS COVER PAGE OR DATE PURCHASED
4. BOX NUMBER, IF NOTED ON THE SIDE OF THE BOX

PLEASE LEAVE YOUR NAME AND NUMBER AND WE CAN DISCUSS  
ANY ISSUES ON OUR CALLBACK TO YOU.

#### HELPFUL OVERALL:

- SAVE INSTRUCTION SHEETS AND BOX UNTIL YOU ARE SATISFIED WITH THE ASSEMBLY.
- DO NOT GLUE PARTS WHEN ASSEMBLING UNIT, UNLESS YOU HAVE TESTED ASSEMBLY.
- DO NOT TAKE OR SHIP PRODUCT OUT OF STATE UNTIL YOU INSPECT ALL THE PARTS.

#### SHIPPING REPLACEMENT PARTS:

YOUR RETAILER CAN ALSO SUPPLY PARTS AND ANSWER QUESTIONS.  
ANY LONG PARTS SHOULD BE REPLACED AT RETAIL WHEN POSSIBLE.

THANK YOU FOR YOUR PURCHASE, AND WELCOME TO ADEPTUS!

PLEASE ACTIVATE YOUR PRODUCT WARRANTY VISITING [WWW.ADEPTUS.COM](http://WWW.ADEPTUS.COM)

## Many People, One Thought

PROVIDING QUALITY SOLID WOOD FURNITURE AT AN AFFORDABLE PRICE HAS BEEN A GROUP EFFORT. FROM CONCEPT TO PRODUCT DESIGN, MANUFACTURING AND RETAILING, EACH AREA FOCUSES ON THE DETAILS THAT WILL ASSURE YOU A LOW PRICE. BUT NEVER AT THE EXPENSE OF FUNCTION, STYLING, OR GOOD SENSE.

A "READY - TO - ASSEMBLE" ITEM REDUCES TRANSPORTATION AND WAREHOUSING COSTS WHICH HELP YOUR RETAILER KEEP THEIR PRICES REASONABLE. NOW, YOU ARE JOINING "TEAM ADEPTUS" WITH THE FINAL STEP, ASSEMBLY.

• YOU ASSEMBLE, YOU SAVE •

**WELCOME TO ADEPTUS!**

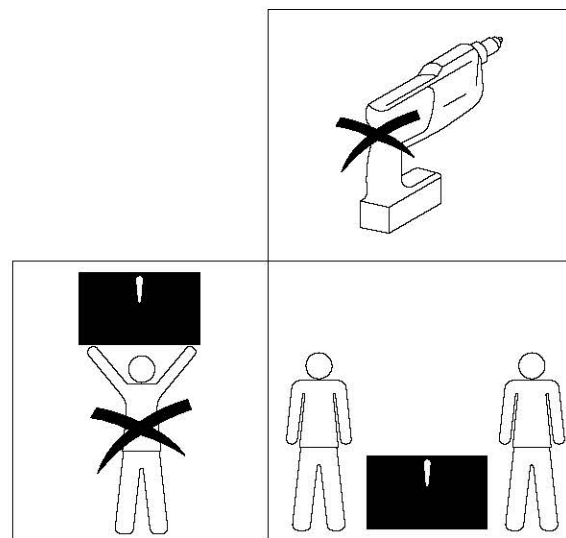
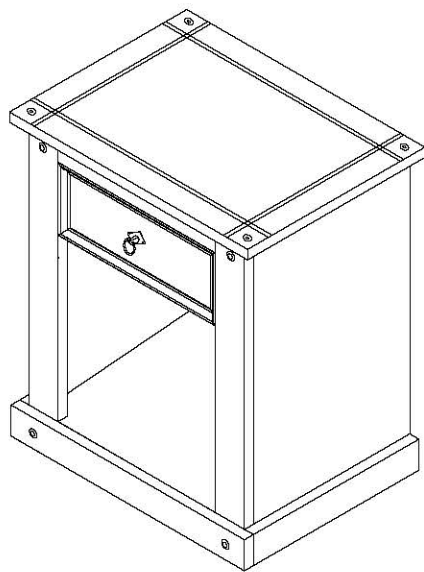
---


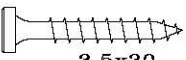



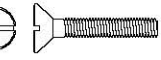


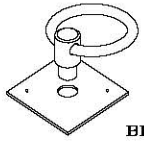


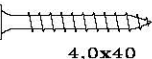

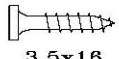
### **This is a SOLID WOOD product:**

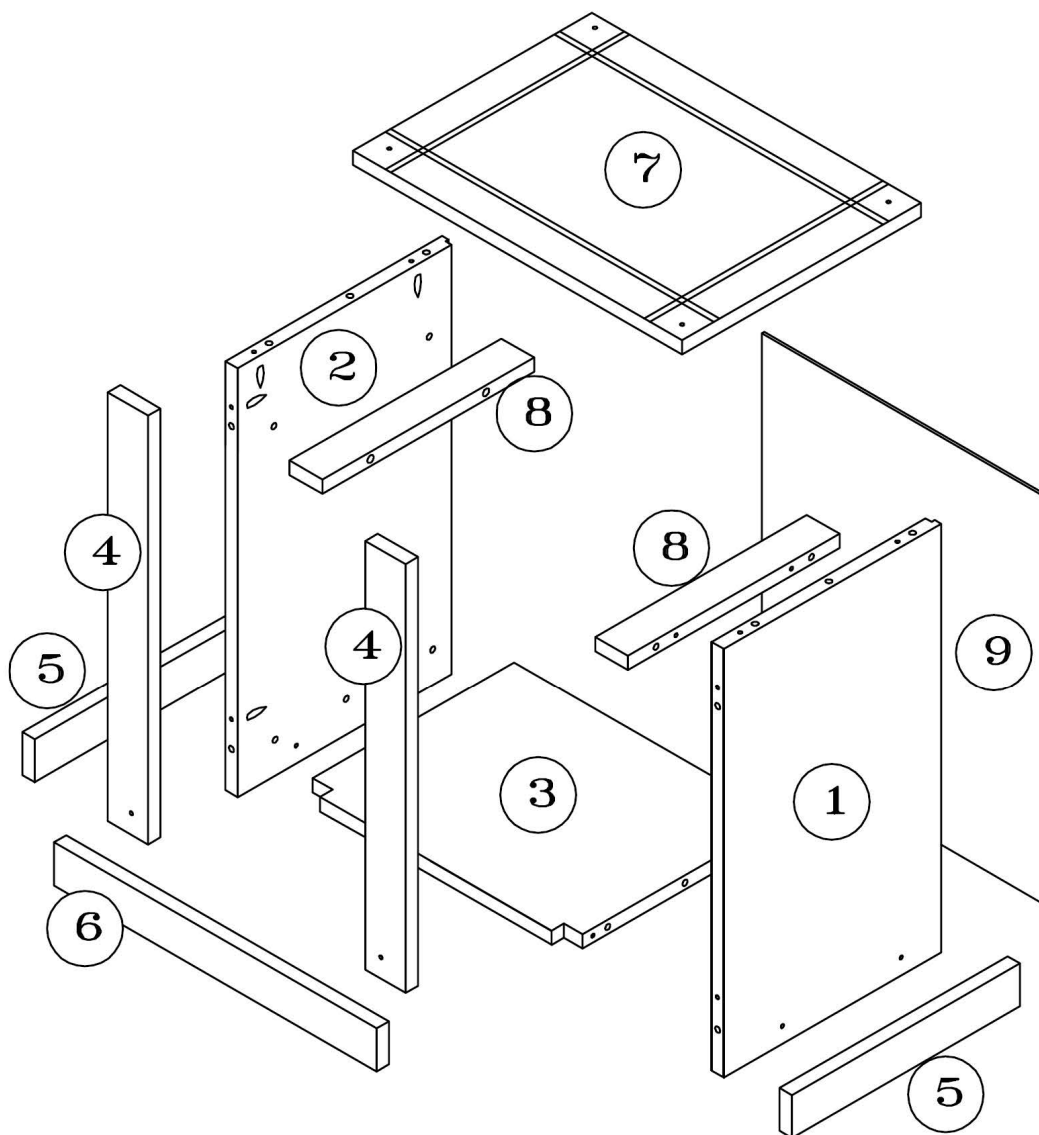
We inspect all wood, and follow guidelines to pass quality inspections. Solid wood furniture has knots, small cracks, and what may look like blemishes. These characteristics are a natural by product of producing furniture from natural material.

We take extra care with our drawer parts:


1. We use real wood drawers sides.
2. The drawer sides are not painted to help protect your clothes from chemical odors and residue.
3. Finely sanded drawer parts eliminate snags when storing your clothes.



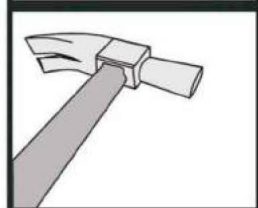
A	  3,5x30	18
B	  3,5x30	08
C	 	02
D	 10x10	16
E	 ø8x30	22
F	 Black	01
G		08
H	  4,0x40	04
I	  3,5x16	02



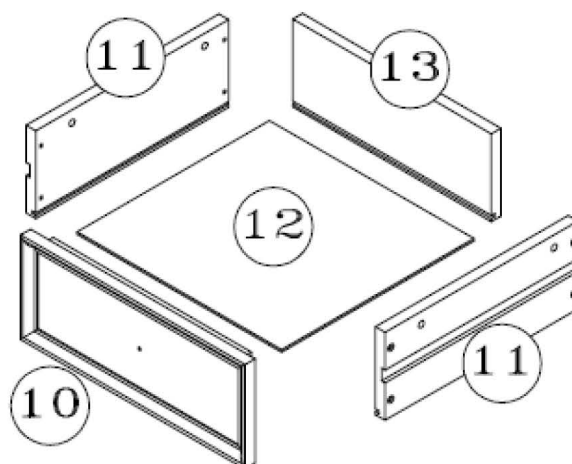
**These tools are not  
supplied by the manufacturer**



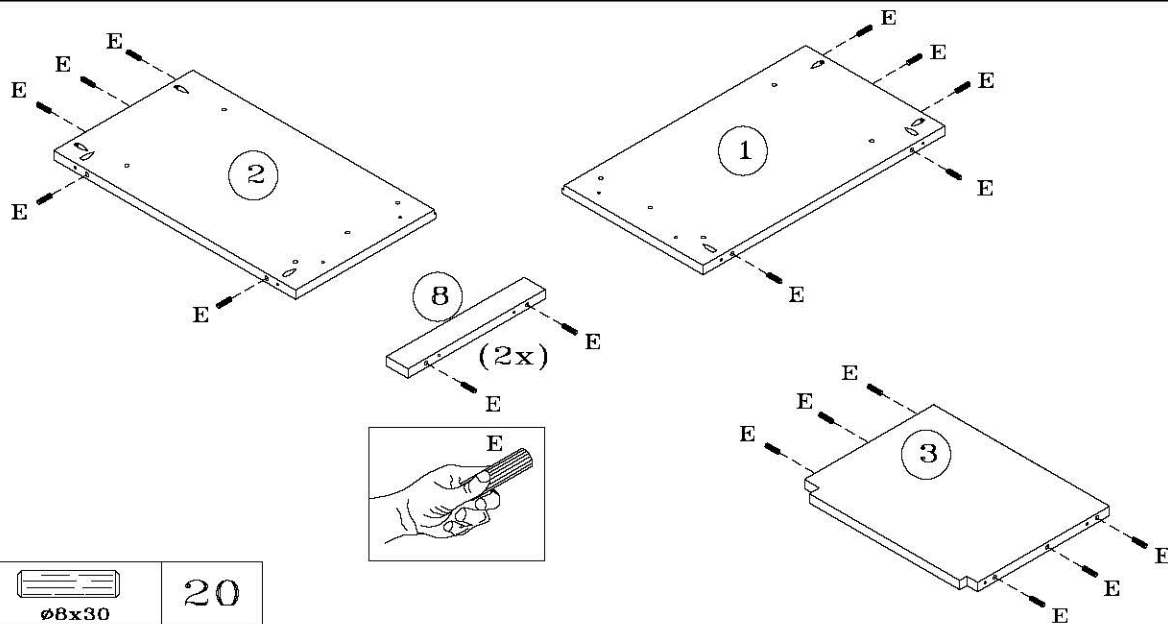
**Phillips head  
Screwdriver  
(with or without  
removeable tips)**



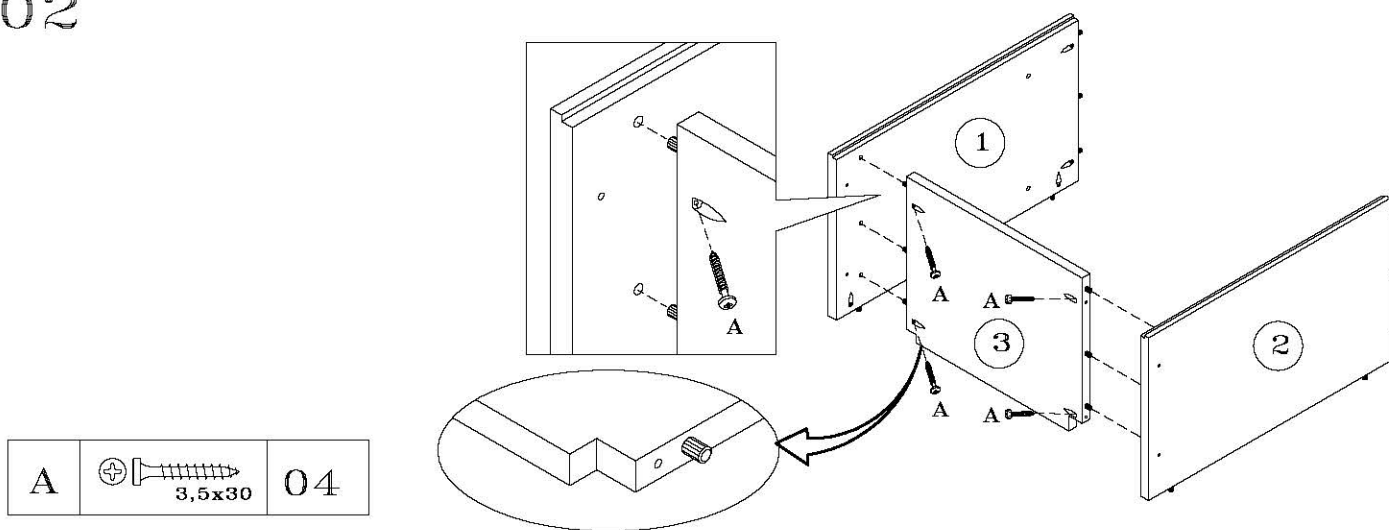
**Hammer**



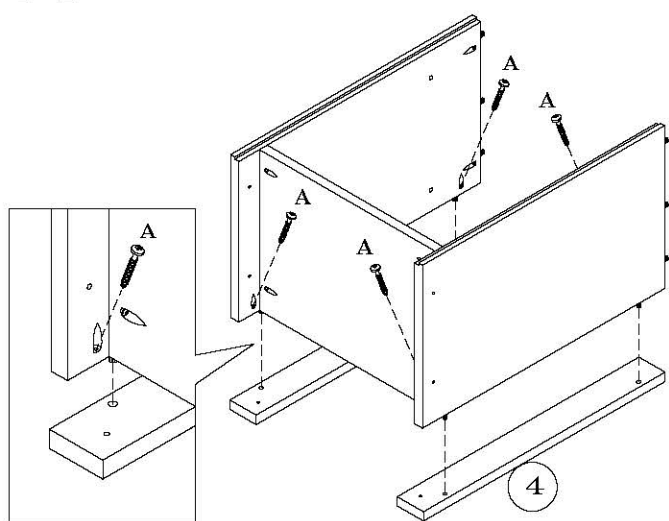
01



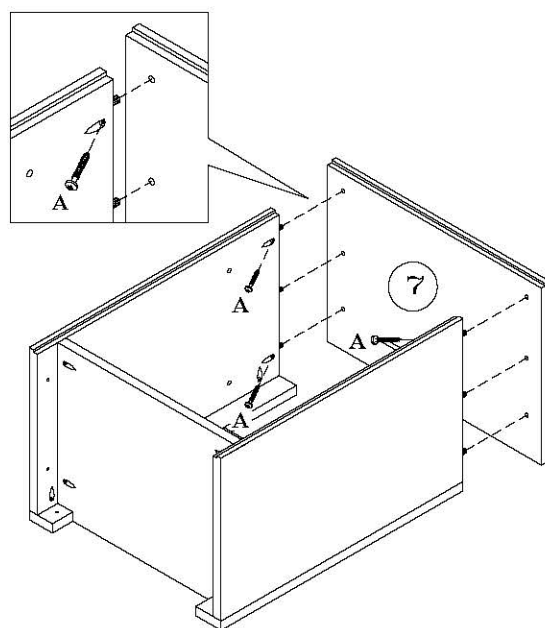
02



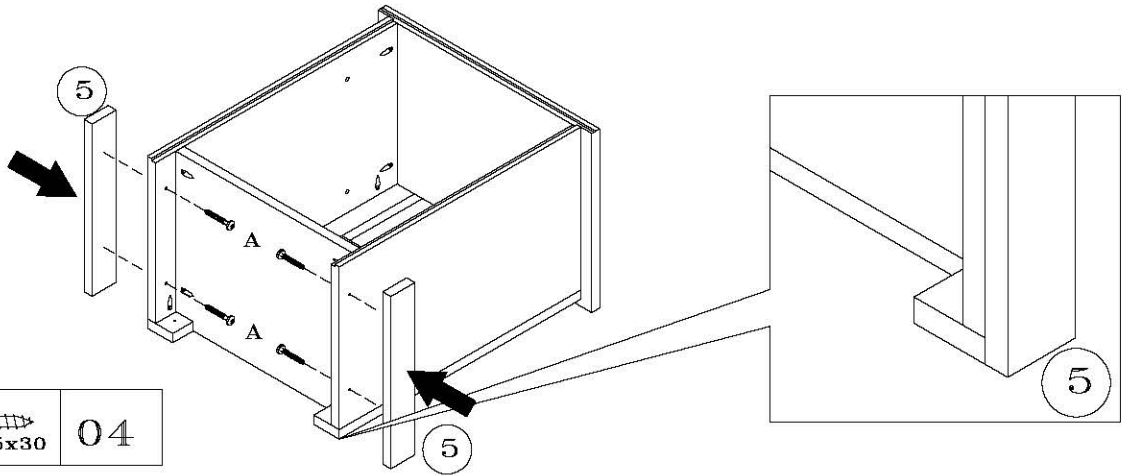
03

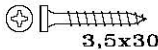


04

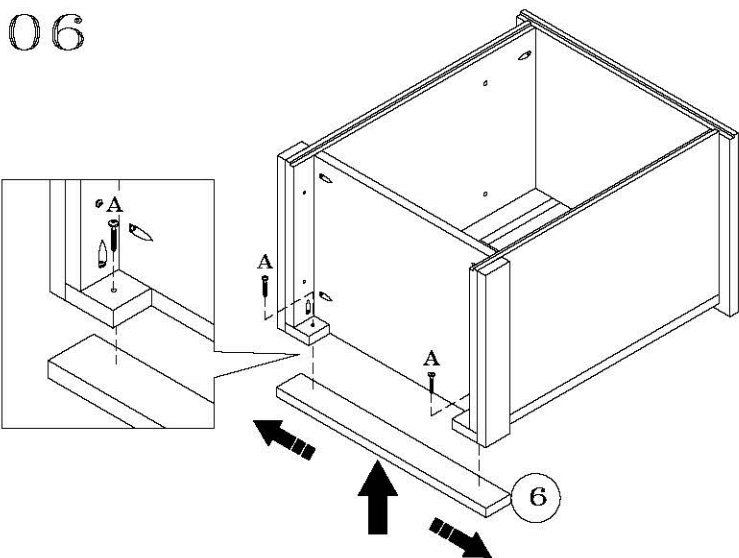


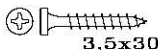
05



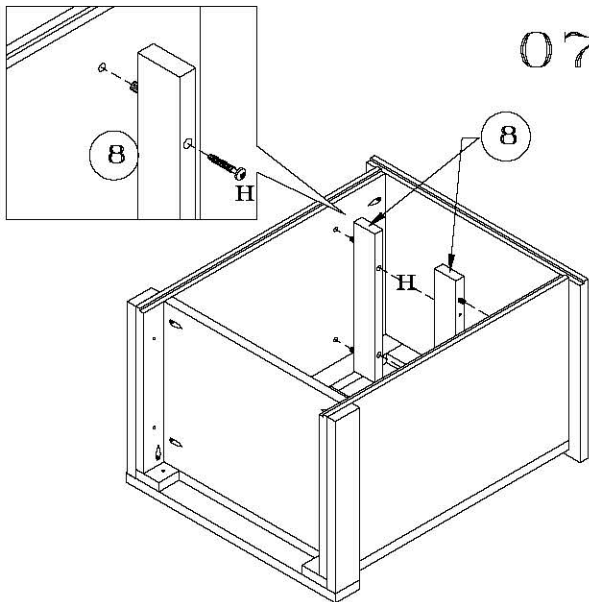
A		04
---	---	----

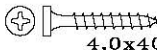
06



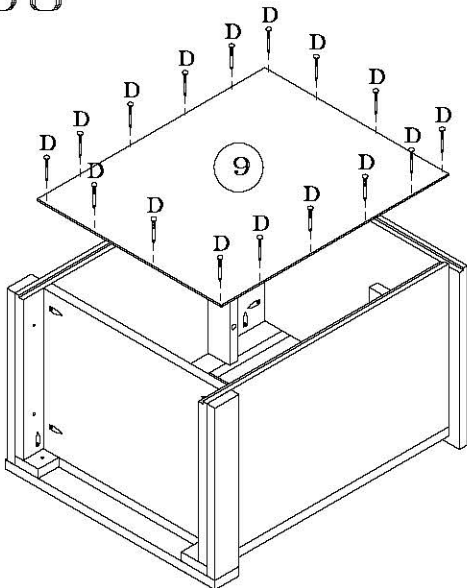
A		02
---	---	----

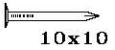
07



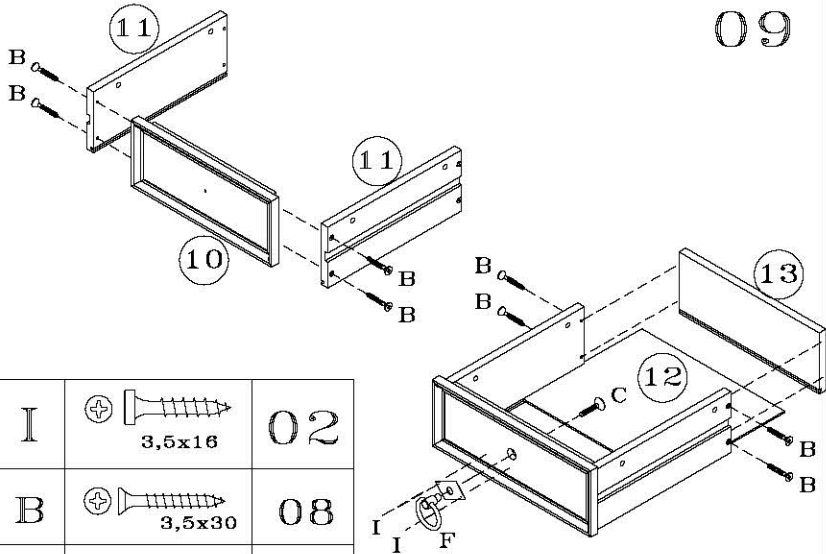
H		04
---	---	----

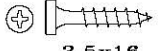
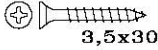
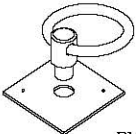

08



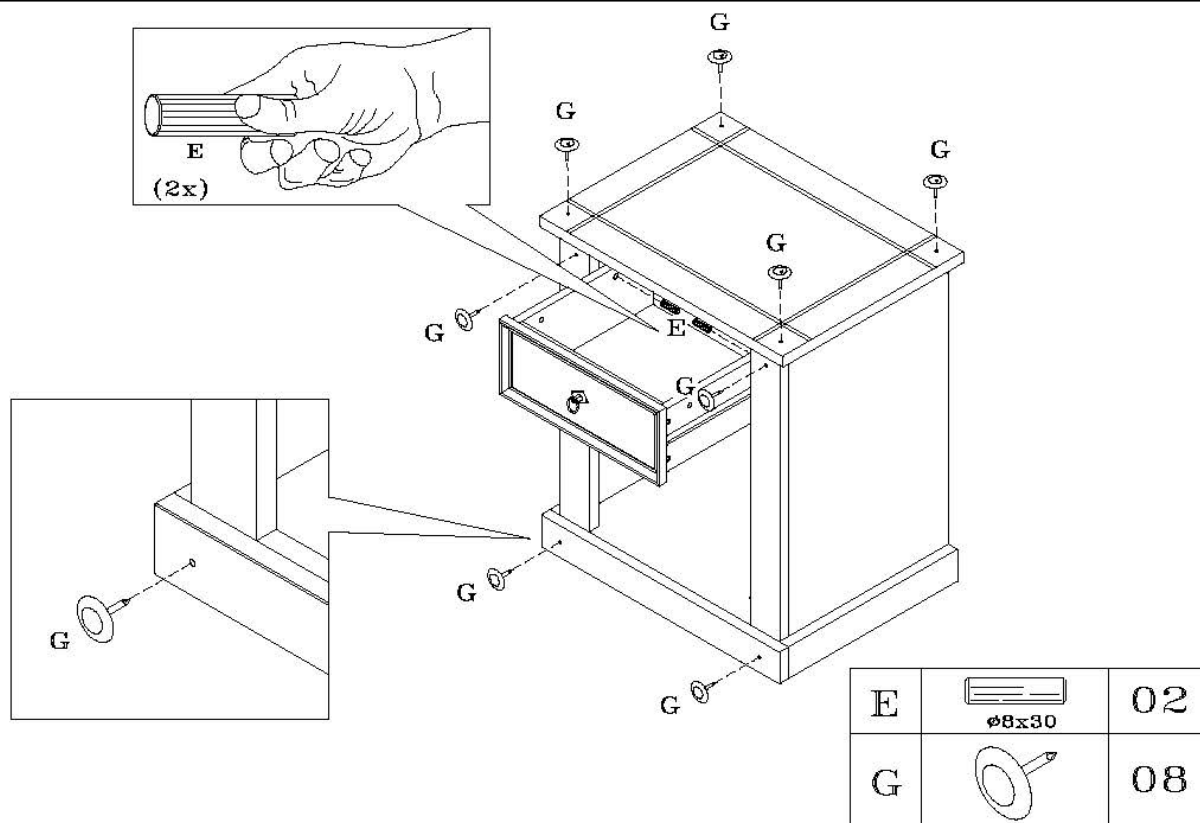
D		16
---	---	----

09

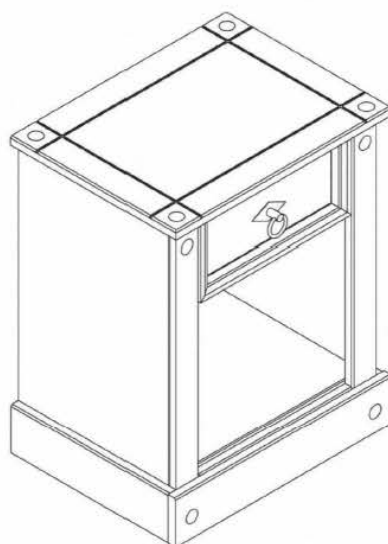


I		02
B		08
F		01
C		01

10



**COMPLETED ASSEMBLY:**  
**THANK YOU FOR YOUR PURCHASE, AND WELCOME TO ADEPTUS!**  
**PLEASE ACTIVATE YOUR PRODUCT WARRANTY BY VISITING [WWW.ADEPTUS.COM](http://WWW.ADEPTUS.COM)**



#### USE AND CARE INSTRUCTIONS:

##### CARE INSTRUCTIONS:

- NORMAL USE: WIPE WITH A CLEAN CLOTH.
- OR WHEN NEEDED TO CLEAN SCUFFS: WIPE CLEAN WITH A SLIGHTLY DAMP CLOTH AND A MILD CLEANER. THEN WIPE DRY WITH A CLEAN CLOTH.
- IF YOU OIL OR WAX THE FURNITURE, IT WILL MORE QUICKLY DEVELOP A PATINA AND DARKEN.
- RUB THE WOODEN DRAWER RUNNERS WITH CANDLE WAX OR SOAP NOW AND THEN TO KEEP THE DRAWERS RUNNING SMOOTHLY.

##### USE:

- SMOOTH RUNNING DRAWER FOR SMALL ACCESSORIES AND GENERAL STORAGE.