


Since 1976

ADEPTUS®

• ASSEMBLY INSTRUCTIONS •

3 Drawer Media Chest # 76622 Brown Waxed Finish



CUSTOMER SERVICE:

TOLL FREE 1.888.ADEPTUS (1.888.233.7887)
MON.-FRI. 10 A.M. TO 4 P.M. E. S. T., CLOSED HOLIDAYS

IF YOU CALL, PLEASE HAVE ON HAND:

1. PRODUCT NAME AND STOCK NUMBER
2. WHERE THE UNIT WAS PURCHASED
3. P.O. CODE ON THE BOTTOM OF THIS COVER PAGE OR DATE PURCHASED
4. BOX NUMBER, IF NOTED ON THE SIDE OF THE BOX

PLEASE LEAVE YOUR NAME AND NUMBER AND WE CAN DISCUSS
ANY ISSUES ON OUR CALLBACK TO YOU.

HELPFUL OVERALL:

- SAVE INSTRUCTION SHEETS AND BOX UNTIL YOU ARE SATISFIED WITH THE ASSEMBLY.
- DO NOT GLUE PARTS WHEN ASSEMBLING UNIT, UNLESS YOU HAVE TESTED ASSEMBLY.
- DO NOT TAKE OR SHIP PRODUCT OUT OF STATE UNTIL YOU INSPECT ALL THE PARTS.

SHIPPING REPLACEMENT PARTS:

YOUR RETAILER CAN ALSO SUPPLY PARTS AND ANSWER QUESTIONS.
ANY LONG PARTS SHOULD BE REPLACED AT RETAIL WHEN POSSIBLE.

THANK YOU FOR YOUR PURCHASE, AND WELCOME TO ADEPTUS!

PLEASE ACTIVATE YOUR PRODUCT WARRANTY VISITING WWW.ADEPTUS.COM

Many People, One Thought

PROVIDING QUALITY SOLID WOOD FURNITURE AT AN AFFORDABLE PRICE HAS BEEN A GROUP EFFORT. FROM CONCEPT TO PRODUCT DESIGN, MANUFACTURING AND RETAILING, EACH AREA FOCUSES ON THE DETAILS THAT WILL ASSURE YOU A LOW PRICE. BUT NEVER AT THE EXPENSE OF FUNCTION, STYLING, OR GOOD SENSE.

A "READY - TO - ASSEMBLE" ITEM REDUCES TRANSPORTATION AND WAREHOUSING COSTS WHICH HELP YOUR RETAILER KEEP THEIR PRICES REASONABLE. NOW, YOU ARE JOINING "TEAM ADEPTUS" WITH THE FINAL STEP, ASSEMBLY.

• YOU ASSEMBLE, YOU SAVE •

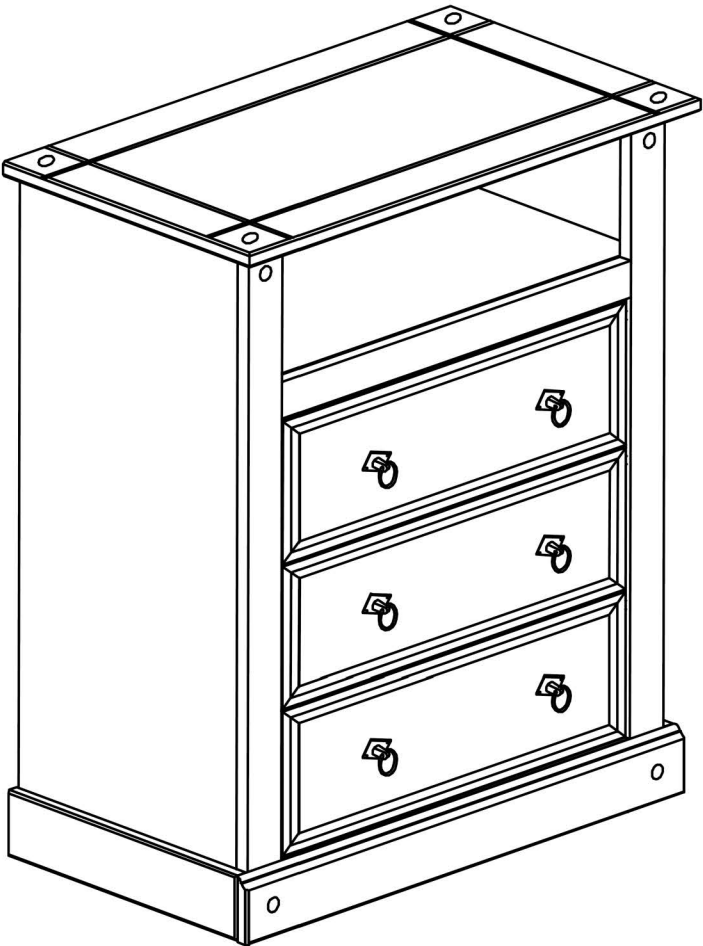
WELCOME TO ADEPTUS!


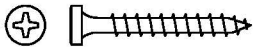


This is a SOLID WOOD product:

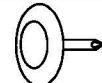


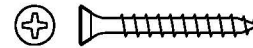

We inspect all wood, and follow guidelines to pass quality inspections. Solid wood furniture has knots, small cracks, and what may look like blemishes. These characteristics are a natural by product of producing furniture from natural material.

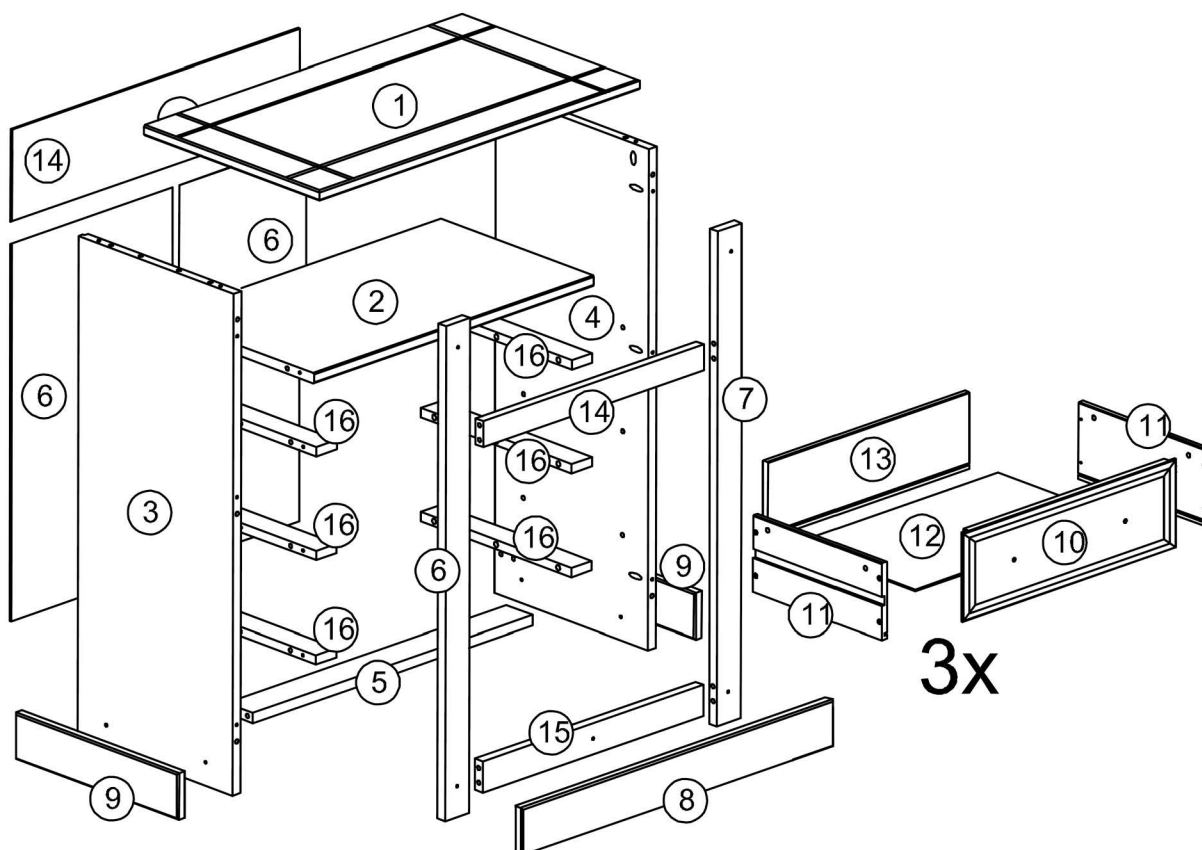
We take extra care with our drawer parts:

1. We use real wood drawers sides.
2. The drawer sides are not painted to help protect your clothes from chemical odors and residue.
3. Finely sanded drawer parts eliminate snags when storing your clothes.

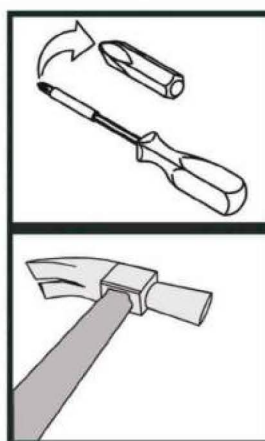


A	 8X30	44
B	 3,5x30	27
C	 10x10	36
D	 4,0x40	12

E		08
F	 8x50	08
G		06
H	 3,5x30	24
I	 3,5x16	12



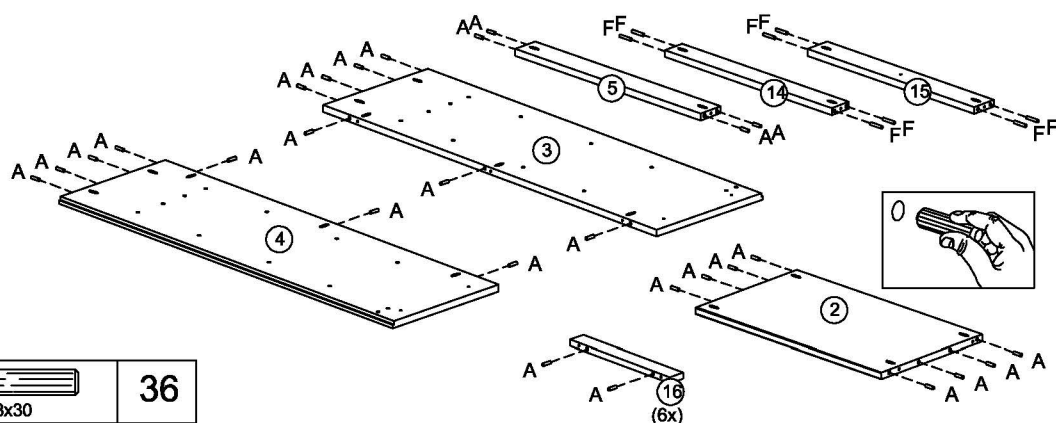
These tools are not
supplied by the manufacturer





Phillips head
Screwdriver
(with or without
removeable tips)

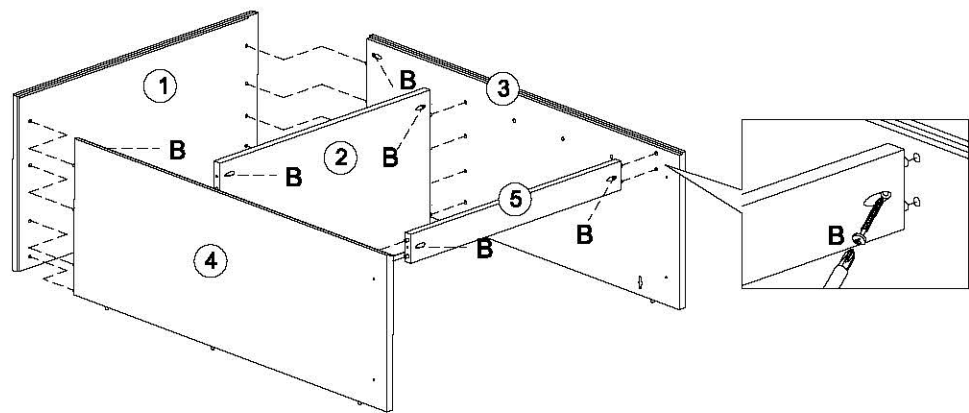
Hammer


01



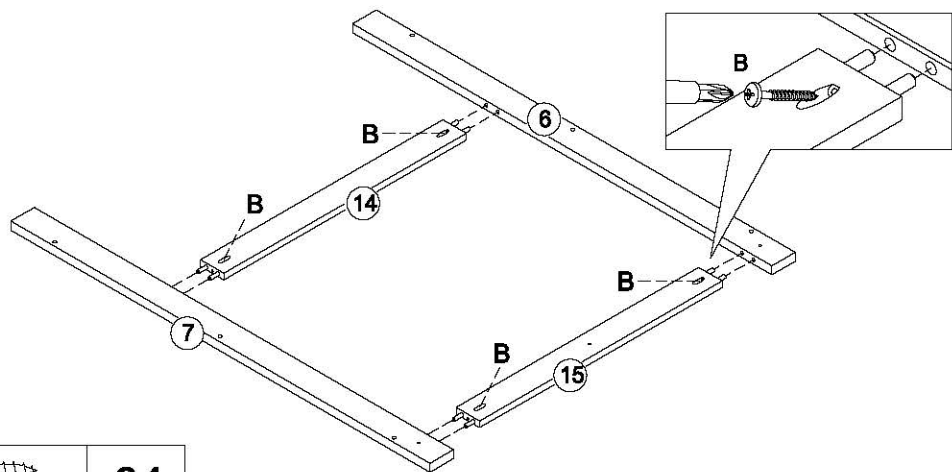
A	 8x30	36
F	 8x50	08


02



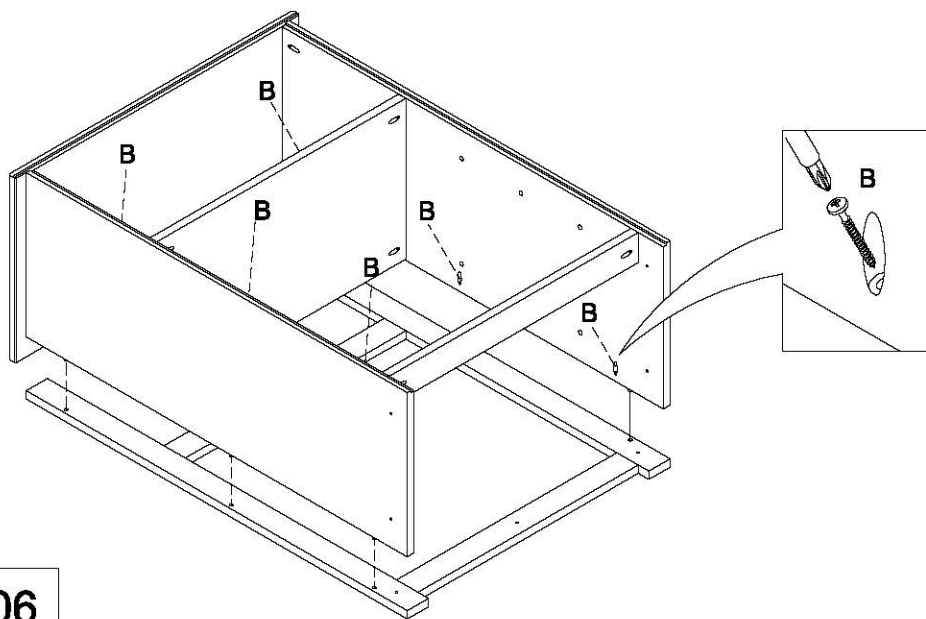
B		10
3,5x30		


03



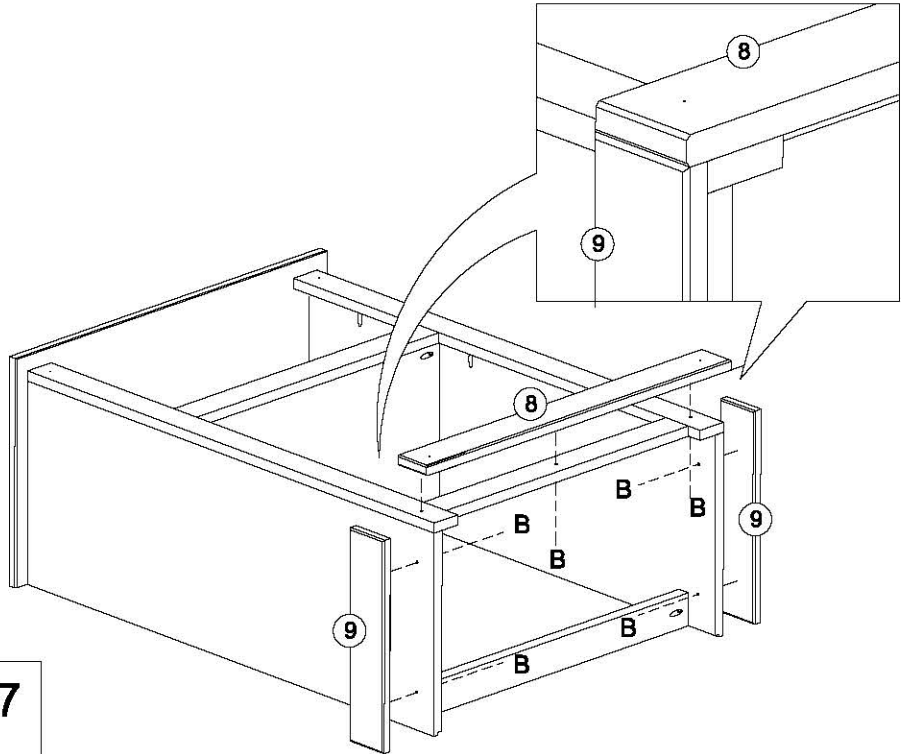
B		04
3,5x30		


04



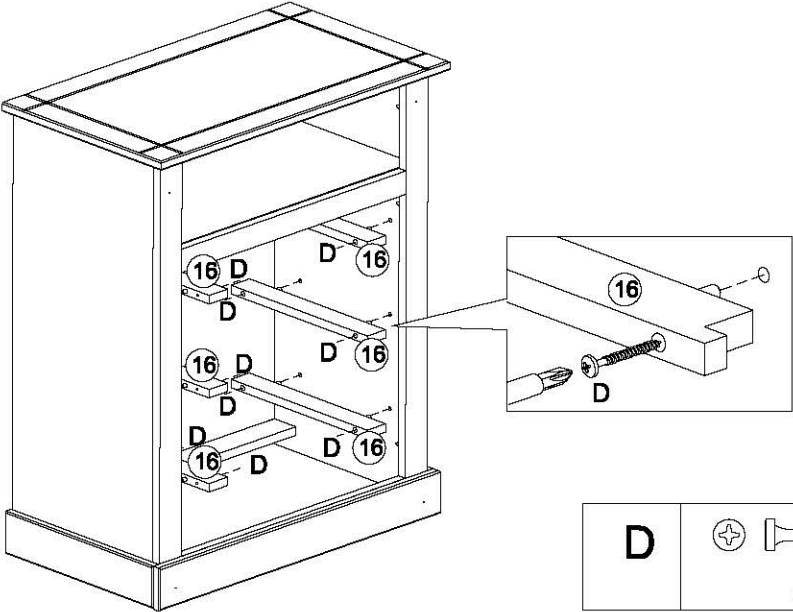
B		06
3,5x30		


05



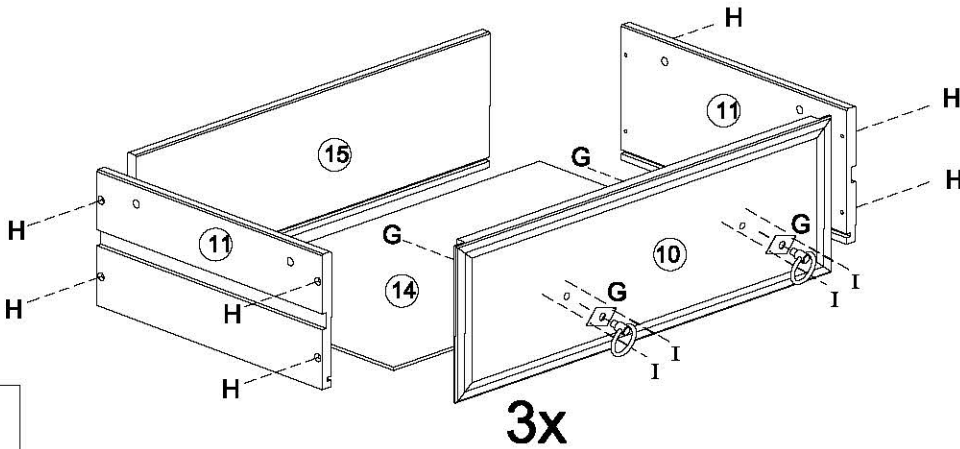
B	 3,5x30	07
---	--	----



06



D	 4,0x40	12
---	--	----

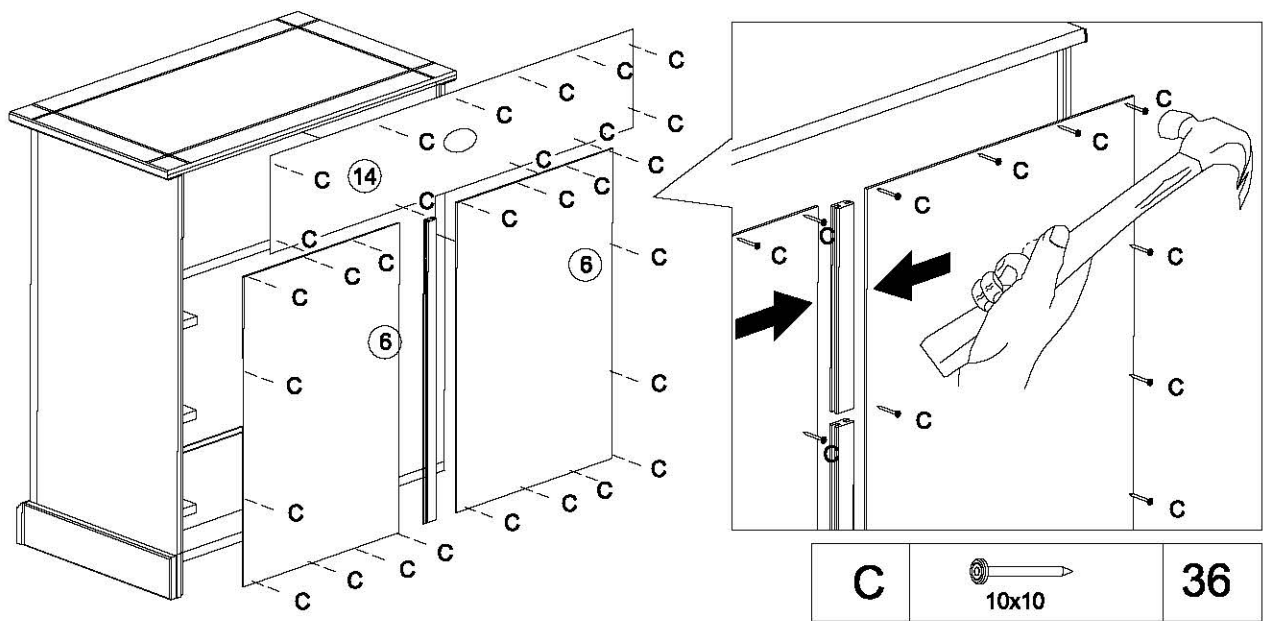
07



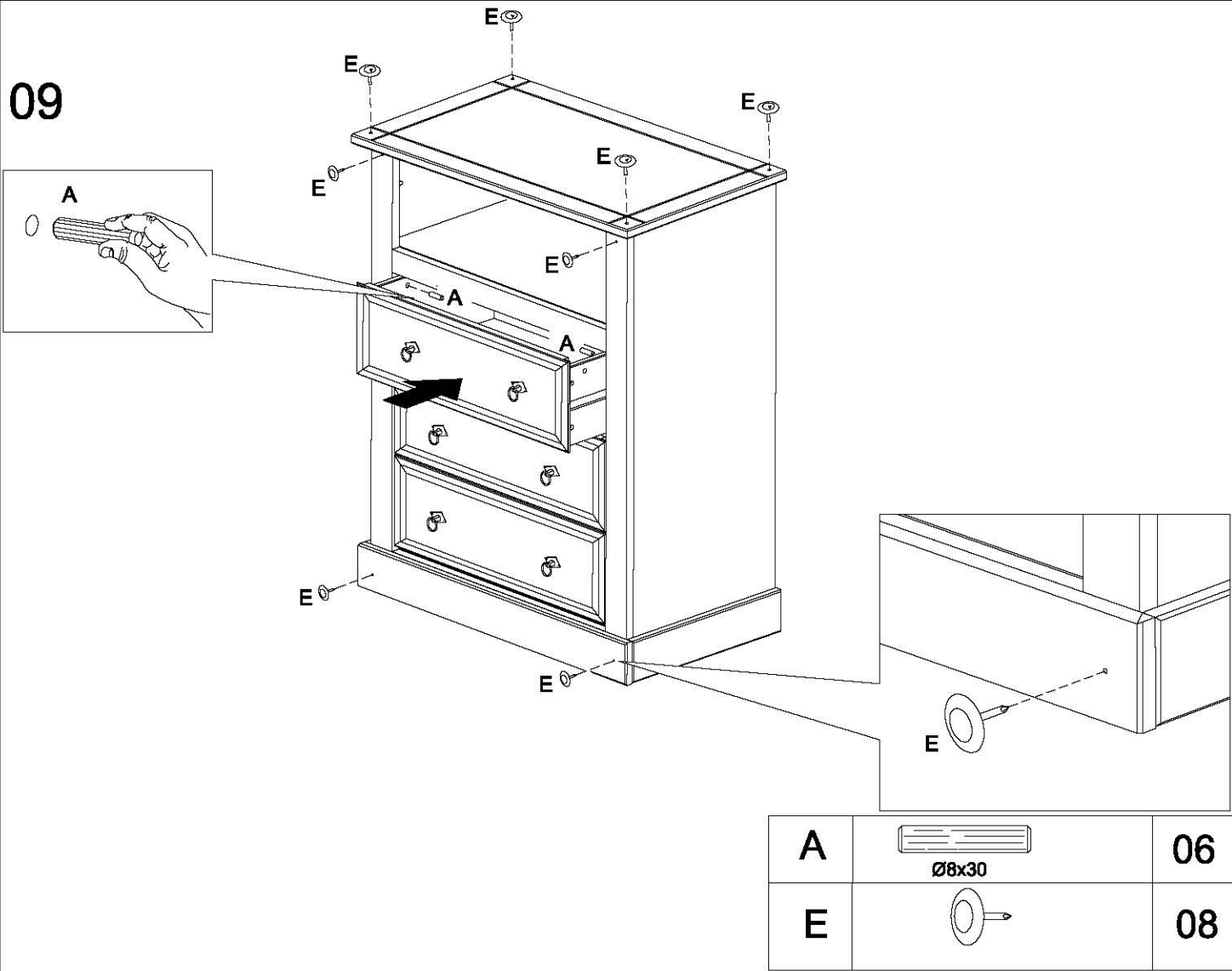
H	 3,5x30	24
G		06

I	 Parafuso 3,5x16	12
---	---	----


08



09



COMPLETED ASSEMBLY:
THANK YOU FOR YOUR PURCHASE, AND WELCOME TO ADEPTUS!
PLEASE ACTIVATE YOUR PRODUCT WARRANTY VISITING WWW.ADEPTUS.COM



USE AND CARE INSTRUCTIONS:

CARE INSTRUCTIONS:

- NORMAL USE: WIPE WITH A CLEAN CLOTH.
- OR WHEN NEEDED TO CLEAN SCUFFS: WIPE CLEAN WITH A SLIGHTLY DAMP CLOTH AND A MILD CLEANER. THEN WIPE DRY WITH A CLEAN CLOTH.
- IF YOU OIL OR WAX THE FURNITURE, IT WILL MORE QUICKLY DEVELOP A PATINA AND DARKEN.
- RUB THE WOODEN DRAWER RUNNERS WITH CANDLE WAX OR SOAP NOW AND THEN TO KEEP THE DRAWERS RUNNING SMOOTHLY.

USE:

- SMOOTH RUNNING DRAWER FOR SMALL ACCESSORIES AND GENERAL STORAGE.